

SECRETARY'S RECORD, PUBLIC SERVICE COMMISSION

BEFORE THE NEBRASKA PUBLIC SERVICE COMMISSION

In the Matter of the Nebraska) Application No. 911-019/
Public Service Commission, on) PI-118
its own motion, to implement)
provisions of LB 1222 [2006])
and to establish a permanent)
funding mechanism for wireless)
enhanced 911 service.)
)

In the Matter of the Nebraska) Application No. 911-073/
Public Service Commission, on) PI-232
its own motion, to consider)
recommendations of the Service) ORDER AUTHORIZING PSAP PAYMENTS
System Advisory Committee for)
creation of a new funding)
system for Next Generation 911.) Entered: May 10, 2022

BY THE COMMISSION:

O P I N I O N A N D F I N D I N G S

On February 23, 2010, following the passage of LB 1222 [2006], the Commission adopted the Wireless 911 Support Allocation Model ("Legacy Funding System") in Docket No. 911-019/PI-118 for the purpose of making disbursements from the Enhanced Wireless 911 Fund (the "E911 Fund") to public safety answering points (PSAPs) and wireless service providers (WSPs).

On April 4, 2018, the E911 Fund became the 911 Service System Fund (the "Fund") with the passage of LB 993 [2018]. In addition, LB 993 directed the Commission to create a new mechanism for allocating the 911 Service System Fund to the operation, management, maintenance of the 911 Service System in order to facilitate the statewide transition from Enhanced 911 to Next Generation 911 ("NG911").¹ LB 993 also established the 911 Service System Advisory Committee, ("Advisory Committee") to make recommendations to the Commission regarding the funding mechanism for the 911 Service System."²

On November 17, 2020, the Commission adopted, in Docket No. 911-073/PI-232, a new funding mechanism recommended by the Advisory Committee (the "NG911 Funding System") for PSAPs that have connected to the statewide Emergency Services IP Network

¹ LB993 [2018], Section 12 (revising Neb. Rev. Stat. § 86-1025).

² LB993 [2018], Section 12 (codified at Neb. Rev. Stat. § 86-1025.01).

SECRETARY'S RECORD, PUBLIC SERVICE COMMISSION

Application No. 911-019/PI-118; 911-073/PI-232

Page 2

("ESInet") and Next Generation Core Services ("NG911 PSAPs"). The NG911 Funding System was developed by the Advisory Committee with input from various stakeholders including the Nebraska League of Municipalities, the Nebraska Association of County Officials, and Nebraska PSAPs.³

On December 7, 2021, the Commission adopted an implementation plan for transitioning PSAPs from the Legacy Funding System to the NG911 Funding System.⁴ The implementation plan generally provides that each PSAP's funding will continue to be calculated based on the Legacy Funding System until after the second full calendar month following the month in which the PSAP connects to the statewide Emergency Services IP Network ("ESInet") and Next Generation Core Services ("NG911 Core Services"), at which point funding will be allocated according to the NG911 Funding System.⁵

The implementation plan provides that the amount allocated to each PSAP under both the Legacy Funding System and the NG911 Funding System will be calculated based on an overall target of \$4,853,601.00 for the 2022-2023 funding year, which is the same amount as the prior funding year. However, the aggregate amount actually paid out to PSAPs during the transition to the new funding system during the 2022/2023 funding year may be somewhat higher or lower than the target amount due to the fact that PSAPs will transition to their new funding allocation at different times during the funding year.

The Commission has also opened a separate docket to explore the appropriate level of wireless 911 surcharge funding to be provided to wireless carriers, if any, in the Next Generation 911 environment and how such funding should be allocated.⁶

³ *In the Matter of the Nebraska Public Service Commission, on its own motion, to consider recommendations of the Service System Advisory Committee for creation of a new funding system for Next Generation 911*, App. No. 911-073/PI-232, ORDER ADOPTING FUNDING RECOMMENDATIONS (Nov. 17, 2020).

⁴ *In the Matter of the Nebraska Public Service Commission, on its own motion, to consider recommendations of the Service System Advisory Committee for creation of a new funding system for Next Generation 911*, App. No. 911-073/PI-232, ORDER ADOPTING NEXT GENERATION 911 FUNDING MODEL IMPLEMENTATION PLAN (Dec. 7, 2021).

⁵ *Id.*

⁶ *In the Matter of the Nebraska Public Service Commission, on its own motion, to consider the appropriate level of wireless 911 surcharge funding for wireless service providers*, Application No. 911-074/PI-239, ORDER OPENING DOCKET AND SEEKING PUBLIC COMMENT (Jul. 27, 2021).

SECRETARY'S RECORD, PUBLIC SERVICE COMMISSION

Application No. 911-019/PI-118; 911-073/PI-232

Page 3

The following documents are attached hereto and incorporated into this Order. First is Appendix A, which provides a summary of annual and monthly PSAP funding for the 2022-2023 funding year based on the Legacy Funding System. PSAPs which have already connected to the ESINet and NG911 Core Services are not included in this attachment.

Second is Appendix B, which provides a summary of annual and monthly PSAP funding for the 2022-2023 funding year based on the NG911 Funding System. All PSAPs are included in this attachment. The Commission encourages PSAPs after making the transition to NG911 service to contact their local service providers to determine which legacy services may be disconnected, such as CAMA trunks and ALI circuits. PSAPs are also reminded that the transition plan provides that set-aside funds may be used to help smooth the transition to the new funding system and must be fully expended within three years after joining the NG911 Funding System.⁷




O R D E R


IT IS THEREFORE ORDERED by the Nebraska Public Service Commission that the Commission staff be authorized to make disbursements for the 2022-2023 funding year as described herein.

ENTERED AND MADE EFFECTIVE at Lincoln, Nebraska this 10th day of May, 2022.

NEBRASKA PUBLIC SERVICE COMMISSION

COMMISSIONERS CONCURRING:


Chair

ATTEST:


Executive Director

⁷ Supra note 4.

SECRETARY'S RECORD, PUBLIC SERVICE COMMISSION

Application No. 911-019/PI-118; 911-073/PI-232

Page 4

APPENDIX A Legacy Funding System 2022-2023 Funding Year

PSAP	2022-2023 Annual Allocation	Monthly Payment (11 Months)
Antelope County	\$48,195.10	\$4,381.37
Boone County	\$51,474.00	\$4,679.45
Boyd-Holt Counties	\$57,974.56	\$5,270.41
Brown County	\$42,717.62	\$3,883.42
Buffalo County	(NG911 FUNDING SYSTEM)	
Burt County	\$51,293.74	\$4,663.07
Butler County	\$50,318.95	\$4,574.45
Cass County	\$83,183.55	\$7,562.14
Cedar County	\$50,345.85	\$4,576.90
Chase County	(NG911 FUNDING SYSTEM)	
Cherry County	\$47,494.55	\$4,317.69
Cheyenne County	(NG911 FUNDING SYSTEM)	
City of Alliance	(NG911 FUNDING SYSTEM)	
City of Beatrice/Southeast Nebraska 911	\$72,270.01	\$6,570.00
City of Columbus	\$88,771.27	\$8,070.12
City of Falls City	\$46,962.37	\$4,269.31
City of Grand Island	\$119,588.47	\$10,871.68
City of Hastings	\$86,924.48	\$7,902.23
City of Holdrege	(NG911 FUNDING SYSTEM)	
City of Lincoln	\$339,711.11	\$30,882.83
City of McCook	(NG911 FUNDING SYSTEM)	
City of Norfolk	\$95,775.51	\$8,706.86
City of North Platte	(NG911 FUNDING SYSTEM)	
City of South Sioux City	\$74,242.03	\$6,749.28
City of Wayne	\$57,084.41	\$5,189.49
Clay County	\$46,189.04	\$4,199.00
Colfax County	\$55,867.28	\$5,078.84
Cuming County	\$56,763.74	\$5,160.34
Custer County	\$55,339.20	\$5,030.84
Dawes County	\$53,772.81	\$4,888.44
Dawson County	(NG911 FUNDING SYSTEM)	
Dixon County	\$43,835.25	\$3,985.02
Douglas County	\$458,580.25	\$41,689.11
Dundy County	(NG911 FUNDING SYSTEM)	
Fillmore County	\$43,462.48	\$3,951.13
Franklin County	(NG911 FUNDING SYSTEM)	
Fremont Dodge County	\$91,504.55	\$8,318.60
Frontier County	(NG911 FUNDING SYSTEM)	
Furnas County	(NG911 FUNDING SYSTEM)	
Garden County	(NG911 FUNDING SYSTEM)	
Hamilton County	\$67,705.00	\$6,155.00
Hitchcock County	(NG911 FUNDING SYSTEM)	
Howard County	(NG911 FUNDING SYSTEM)	
Jefferson County	\$48,562.39	\$4,414.76
Johnson County	\$44,834.22	\$4,075.84

SECRETARY'S RECORD, PUBLIC SERVICE COMMISSION

Application No. 911-019/PI-118; 911-073/PI-232

Page 5

PSAP	2022-2023 Annual Allocation	Monthly Payment (11 Months)
Kearney County	(NG911 FUNDING SYSTEM)	
Keith County	(NG911 FUNDING SYSTEM)	
Kimball County	(NG911 FUNDING SYSTEM)	
Knox County	\$53,022.98	\$4,820.27
Mid Rivers 911	\$44,023.29	\$4,002.12
Morrill County	(NG911 FUNDING SYSTEM)	
Nemaha County	\$48,487.58	\$4,407.96
Nuckolls County	\$43,492.62	\$3,953.87
Otoe County Sheriff	\$60,915.00	\$5,537.73
Perkins County	(NG911 FUNDING SYSTEM)	
Pierce County	\$53,651.37	\$4,877.40
Region 26	\$56,430.36	\$5,130.03
Rock County	\$40,226.48	\$3,656.95
Saline County	\$63,497.47	\$5,772.50
Sarpy County	\$249,914.36	\$22,719.49
Saunders County	\$68,180.13	\$6,198.19
Scotts Bluff County	(NG911 FUNDING SYSTEM)	
Seward County	\$65,053.61	\$5,913.96
Sheridan County	\$52,326.52	\$4,756.96
Thayer County Sheriff	\$41,822.71	\$3,802.06
Thurston County	\$45,082.30	\$4,098.39
Washington County	\$69,639.99	\$6,330.91
York County	\$60,412.61	\$5,492.06

SECRETARY'S RECORD, PUBLIC SERVICE COMMISSION

Application No. 911-019/PI-118; 911-073/PI-232

Page 6

APPENDIX B NG911 Funding System 2022-2023 Funding Year

	Base Amount Allocation Percentage	Call Volume Allocation Percentage	Population Allocation Percentage		
	40.00%	40.00%	20.00%		
PSAP	Base Allocation per PSAP	Allocation per PSAP based on Calls	Allocation per PSAP based on Population	2022-2023 Annual Allocation	Monthly Payment (11 Months)
Antelope County	\$28,550.59	\$3,730.12	\$3,138.29	\$35,419.00	\$3,219.91
Boone County	\$28,550.59	\$4,425.67	\$4,322.66	\$37,298.92	\$3,390.81
Boyd-Holt Counties	\$28,550.59	\$5,546.50	\$5,919.86	\$40,016.95	\$3,637.90
Brown County	\$28,550.59	\$878.38	\$1,493.49	\$30,922.46	\$2,811.13
Buffalo County	\$28,550.59	\$38,280.95	\$25,107.29	\$91,938.83	\$8,358.08
Burt County	\$28,550.59	\$4,067.96	\$3,245.00	\$35,863.55	\$3,260.32
Butler County	\$28,550.59	\$4,215.02	\$3,987.99	\$36,753.60	\$3,341.24
Cass County	\$28,550.59	\$19,395.84	\$13,142.32	\$61,088.76	\$5,553.52
Cedar County	\$28,550.59	\$2,187.99	\$4,215.44	\$34,954.03	\$3,177.64
Chase County	\$28,550.59	\$2,281.40	\$1,923.85	\$32,755.84	\$2,977.80
Cherry County	\$28,550.59	\$5,651.82	\$3,276.56	\$37,478.98	\$3,407.18
Cheyenne County	\$28,550.59	\$9,781.39	\$5,462.94	\$43,794.92	\$3,981.36
City of Alliance	\$28,550.59	\$4,399.84	\$5,358.73	\$38,309.16	\$3,482.65
City of Beatrice/Southeast Nebraska 911	\$28,550.59	\$15,677.64	\$10,737.00	\$54,965.24	\$4,996.84
City of Columbus	\$28,550.59	\$20,417.30	\$19,321.20	\$68,289.10	\$6,208.10
City of Falls City	\$28,550.59	\$3,559.22	\$3,903.32	\$36,013.13	\$3,273.92
City of Grand Island	\$28,550.59	\$70,892.20	\$30,575.24	\$130,018.03	\$11,819.82
City of Hastings	\$28,550.59	\$23,229.30	\$15,691.93	\$67,471.83	\$6,133.80
City of Holdrege	\$28,550.59	\$6,895.86	\$6,170.86	\$41,617.31	\$3,783.39
City of Lincoln	\$28,550.59	\$216,706.81	\$160,646.75	\$405,904.15	\$36,900.38
City of McCook	\$28,550.59	\$8,449.91	\$5,324.16	\$42,324.67	\$3,847.70
City of Norfolk	\$28,550.59	\$10,671.69	\$20,387.33	\$59,609.61	\$5,419.06
City of North Platte	\$28,550.59	\$33,594.95	\$17,207.96	\$79,353.51	\$7,213.96
City of South Sioux City	\$28,550.59	\$17,062.78	\$10,055.14	\$55,668.51	\$5,060.77
City of Wayne	\$28,550.59	\$3,529.41	\$4,755.52	\$36,835.53	\$3,348.68
Clay County	\$28,550.59	\$3,320.74	\$3,114.24	\$34,985.57	\$3,180.51
Colfax County	\$28,550.59	\$6,106.91	\$5,304.12	\$39,961.63	\$3,632.88

SECRETARY'S RECORD, PUBLIC SERVICE COMMISSION

Application No. 911-019/PI-118; 911-073/PI-232

Page 7

	Base Amount Allocation Percentage	Call Volume Allocation Percentage	Population Allocation Percentage		
	40.00%	40.00%	20.00%		
PSAP	Base Allocation per PSAP	Allocation per PSAP based on Calls	Allocation per PSAP based on Population	2022-2023 Annual Allocation	Monthly Payment (11 Months)
Cuming County	\$28,550.59	\$3,314.78	\$4,407.83	\$36,273.20	\$3,297.56
Custer County	\$28,550.59	\$4,401.82	\$5,323.66	\$38,276.08	\$3,479.64
Dawes County	\$28,550.59	\$5,995.62	\$4,790.09	\$39,336.31	\$3,576.03
Dawson County	\$28,550.59	\$20,031.77	\$12,773.58	\$61,355.95	\$5,577.81
Dixon County	\$28,550.59	\$1,571.94	\$2,803.62	\$32,926.15	\$2,993.29
Douglas County	\$28,550.59	\$1,013,637.48	\$287,742.30	\$1,329,930.37	\$120,902.76
Dundy County	\$28,550.59	\$1,242.05	\$837.18	\$30,629.82	\$2,784.53
Fillmore County	\$28,550.59	\$2,484.10	\$2,765.04	\$33,799.73	\$3,072.70
Franklin County	\$28,550.59	\$904.21	\$1,472.95	\$30,927.76	\$2,811.61
Fremont Dodge County	\$28,550.59	\$28,799.65	\$18,147.35	\$75,497.59	\$6,863.42
Frontier County	\$28,550.59	\$1,450.71	\$1,296.10	\$31,297.40	\$2,845.22
Furnas County	\$28,550.59	\$3,461.84	\$2,331.17	\$34,343.60	\$3,122.15
Garden County	\$28,550.59	\$1,309.62	\$925.35	\$30,785.56	\$2,798.69
Hamilton County	\$28,550.59	\$6,096.97	\$8,540.10	\$43,187.67	\$3,926.15
Hitchcock County	\$28,550.59	\$2,422.49	\$1,848.20	\$32,821.29	\$2,983.75
Howard County	\$28,550.59	\$3,575.11	\$3,250.51	\$35,376.22	\$3,216.02
Jefferson County	\$28,550.59	\$4,479.33	\$3,556.62	\$36,586.54	\$3,326.05
Johnson County	\$28,550.59	\$4,300.47	\$3,836.68	\$36,687.75	\$3,335.25
Kearney County	\$28,550.59	\$3,551.27	\$3,332.67	\$35,434.54	\$3,221.32
Keith County	\$28,550.59	\$15,166.91	\$5,484.48	\$49,201.99	\$4,472.91
Kimball County	\$28,550.59	\$2,917.33	\$1,751.01	\$33,218.93	\$3,019.90
Knox County	\$28,550.59	\$2,579.49	\$4,160.33	\$35,290.41	\$3,208.22
Mid Rivers 911	\$28,550.59	\$2,605.32	\$1,712.93	\$32,868.85	\$2,988.08
Morrill County	\$28,550.59	\$2,476.15	\$2,317.14	\$33,343.88	\$3,031.26
Nemaha County	\$28,550.59	\$3,905.00	\$3,529.07	\$35,984.67	\$3,271.33
Nuckolls County	\$28,550.59	\$2,422.49	\$2,071.15	\$33,044.24	\$3,004.02
Otoe County	\$28,550.59	\$10,063.58	\$7,998.52	\$46,612.69	\$4,237.52
Perkins County	\$28,550.59	\$1,391.10	\$1,436.38	\$31,378.07	\$2,852.55
Pierce County	\$28,550.59	\$2,718.60	\$3,599.21	\$34,868.40	\$3,169.85
Region 26	\$28,550.59	\$4,795.30	\$7,014.05	\$40,359.95	\$3,669.09
Rock County	\$28,550.59	\$5,284.17	\$689.88	\$34,524.65	\$3,138.60

SECRETARY'S RECORD, PUBLIC SERVICE COMMISSION

Application No. 911-019/PI-118; 911-073/PI-232

Page 8

	Base Amount Allocation Percentage	Call Volume Allocation Percentage	Population Allocation Percentage		
	40.00%	40.00%	20.00%		
PSAP	Base Allocation per PSAP	Allocation per PSAP based on Calls	Allocation per PSAP based on Population	2022-2023 Annual Allocation	Monthly Payment (11 Months)
Saline County	\$28,550.59	\$6,780.60	\$7,007.53	\$42,338.72	\$3,848.97
Sarpy County	\$28,550.59	\$136,142.52	\$94,617.50	\$259,310.62	\$23,573.69
Saunders County	\$28,550.59	\$10,846.57	\$10,985.50	\$50,382.67	\$4,580.24
Scottsbluff County	\$28,550.59	\$24,354.10	\$18,078.71	\$70,983.41	\$6,453.04
Seward County	\$28,550.59	\$10,441.16	\$8,610.24	\$47,602.00	\$4,327.45
Sheridan County	\$28,550.59	\$7,760.32	\$2,580.17	\$38,891.09	\$3,535.55
Thayer County	\$28,550.59	\$2,653.02	\$2,448.40	\$33,652.02	\$3,059.27
Thurston County	\$28,550.59	\$4,334.26	\$3,617.24	\$36,502.09	\$3,318.37
Washington County	\$28,550.59	\$12,215.80	\$10,471.47	\$51,237.87	\$4,657.99
York County	\$28,550.59	\$11,597.76	\$6,769.06	\$46,917.41	\$4,265.22
Totals	\$1,941,440.40	\$1,941,440.40	\$970,720.20	\$4,853,601.00	\$441,236.45